


Create an email account

Go to the website <https://outlook.live.com/owa/>

CREATE ACCOUNT (top right of screen)

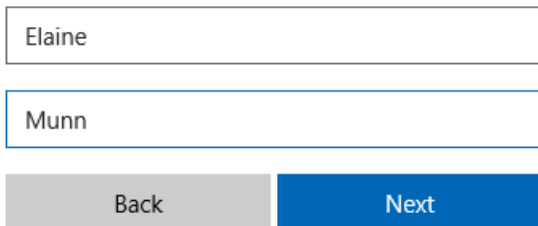


The screenshot shows the Microsoft account creation interface. At the top left is the Microsoft logo. Below it is the heading 'Create account' and a sub-heading 'Microsoft account opens a world of benefits.' There is a text input field containing 'elaine.munnKWC' and a dropdown menu showing '@outlook.com'. Below this is a password field with 12 dots. A checkbox labeled 'Send me promotional emails from Microsoft' is unchecked. A blue 'Next' button is centered below the checkbox. At the bottom, a note states: 'Choosing Next means that you agree to the [Microsoft Services Agreement](#) and [privacy and cookies statement](#).'



Add details

We need just a little more info to set up your account.

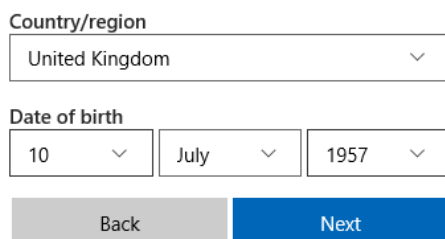


The screenshot shows the 'Add details' step of account creation. It features two text input fields: the first contains 'Elaine' and the second contains 'Munn'. At the bottom, there are two buttons: a grey 'Back' button and a blue 'Next' button.



Add details

We need just a little more info to set up your account.



The screenshot shows the 'Add details' step with additional fields. A 'Country/region' dropdown menu is set to 'United Kingdom'. Below it, the 'Date of birth' is specified using three dropdown menus: '10' for the day, 'July' for the month, and '1957' for the year. At the bottom, there are two buttons: a grey 'Back' button and a blue 'Next' button.



Create account

Before proceeding, we need to make sure that a real person is creating this account.



R5PGV3



Hi, Elaine

Welcome to Outlook.
Your email, reimagined.




First, we need to set up a few things

< Language English (United Kingdom) >

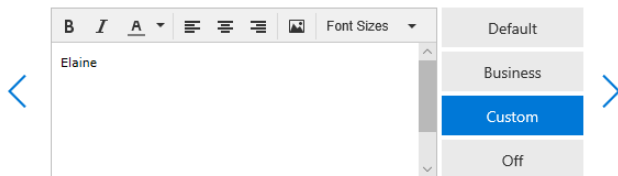
Time zone (UTC) Coordinated Universal... >

Make it yours with a theme



Add your signature

Sign off in style with a custom signature at the end of your messages. Choose one of our templates, or create your own.



Elaine, you're all set!

Your new email address is elaine.munnkwc@outlook.com. Use it to check emails, upload files and sign in to other Microsoft apps.

[Let's go](#)

Once you have created your account please send an email to my address

elaine.munnKWC@outlook.com